


Woven Heart Directions

Materials needed

1. Two different colors of paper (construction paper, Valentine's Day designed gift wrapping paper, or scrapbooking paper) that roughly measure 8.5 inches wide by 11 inches long
2. Scissors
3. The heart pattern cut out and ready to use

Instructions


1. Fold each piece of construction paper in half so that it measures 8.5 inches long by 5.5 inches wide.
2. Place the pattern on top of the paper aligning the straight part of the U at the folded edge.




3. Cut around the outside edge of the pattern. (Here is a picture of the pieces opened out flat.)



4. Place the white paper inside of the red paper. Starting at the folded edge, make two slice cuts along the lines indicated on the pattern, starting at the straight edge and cutting toward the rounded edge at the top.

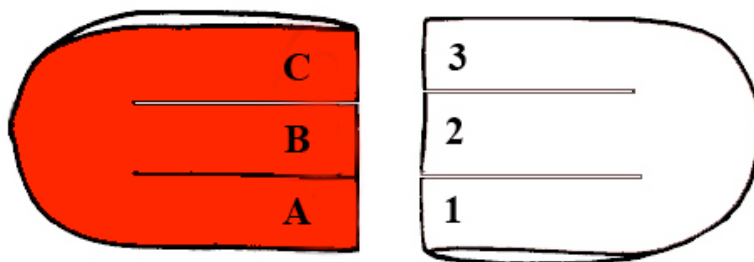


Before cuts are made.



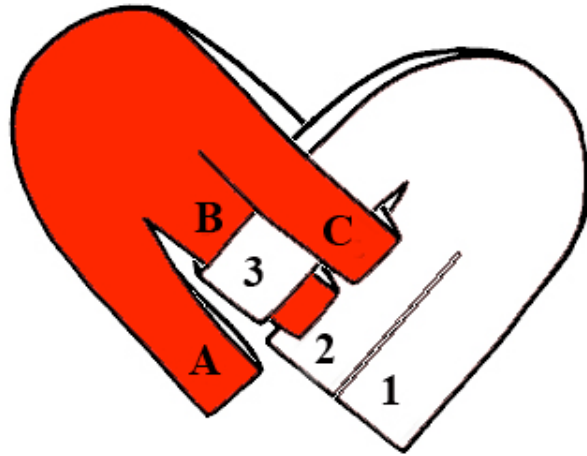
After cuts are made.

5. Hold the red piece of paper with your left hand. Open the C loop. Take the white piece of paper in your right hand. Keeping loop 3 closed, push it down inside loop C.


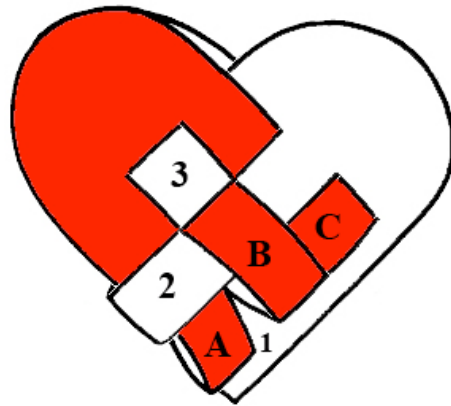


6. Now open loop 3. Keeping loop B closed, push it through loop 3.


7. Open loop A. Keeping loop 3 closed, put it through loop A.



8. Continue weaving the remaining loops together in like manner.



Here's a picture of a completed and decorated woven heart. I have cut around the top edges of the heart with scissors that cut a scalloped pattern. But because of the glitter, it is difficult to tell.



Ways to decorate the woven heart:

- Glue glitter, ribbons, lace along the rounded edges of the heart
- Tie raffia or a narrow ribbon in a bow and glue to the heart
- Punch holes along the top edge and weave ribbon through holes.
- Make a handle and staple or glue to the heart.
- Add Valentine stickers, sequins, or flat beads
- Draw desired designs with marking pens

Fill heart with Valentine's Day candies and chocolates. Write a love note (or note of appreciation) and give to a parent, sibling, friend, or teacher.